

NEW

**HeLiX**  
AUTOMATIC

**AZUD**  
DLP

## AZUD HELIX AUTOMATIC

**DLP**

Backflushing pressure  
1.5 bar/21 psi

AZUD HELIX AUTOMATIC DLP allows the reduction of the energetic use of the filtration installations, increasing their performance, and demanding the minimal pressure consumptions and flow rate on each backwashing, keeping the maximum efficiency in a wide filtration grades range.

These equipments adapt to installations in which the pressure conditions are a limiting to the rest of self-cleaning systems.



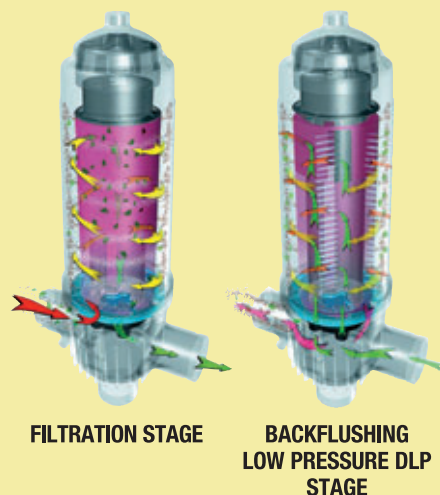
## ADVANTAGES

- ✓ **Water and energy saving.** Minimum backflushing pressure for maximum efficiency per filter. Optimizing energy consumption.
- ✓ **Disc Filtration. Maximum safety.** Its patented design and high quality materials used in manufacturing guarantee an extended life with high resistance.
- ✓ **AZUD HELIX System.** Helix created Centrifugal Action optimizes the filtration performance and reduces backwash frequency and maintenance.
- ✓ **Self-cleaning filtering element DLP.** Backwashing uses minimal water maintaining an efficient cleaning action. Wide filtration range (5 to 400 micron).



Modular configurations can be designed to customer preference or space availability. Automation available in 110 V, 220 V or 12 V. Design solutions also available for sea water/saline water.

## TECHNOLOGY



**FILTRATION STAGE:** The Helix generates a centrifugal helical effect upon entry into the filter, this moves the particles away from the discs.

The water then passes efficiently through the depth of the uniquely designed discs.

**BACKFLUSHING LOW PRESSURE DLP STAGE:** The clean water is introduced from the reverse direction through the filtering element. This decompresses the stack discs, allowing the discs to separate and backwash efficiently.

The solids are expelled from the discs and evacuated through the backwash manifold. The filtration process then restarts with the compression of the discs.

- ✓ **Modularity. Versatility, Compatibility.** The system permits a wide range of flows and configurations using a minimal number of components.
- ✓ **Compact assembled systems for easy transportation and installation.**
- ✓ **Manufactured in plastic materials.**
- ✓ **Low Maintenance.** No tools required. Maximum wear resistance of high quality moving parts.

# HELiX AUTOMATIC AZUD DLP

## FILTRATION Maximum flow per filtering element

| AZUD HELIX AUTOMATIC DLP |                          | micron mesh | 400 40    | 200 75    | 130 120   | 100 150  | 50 77   | 20 38   | 10 31   | 5 26 |
|--------------------------|--------------------------|-------------|-----------|-----------|-----------|----------|---------|---------|---------|------|
| GOOD WATER               | m <sup>3</sup> /h<br>gpm |             | 36<br>157 | 32<br>139 | 24<br>105 | 17<br>77 | 9<br>38 | 7<br>31 | 6<br>26 |      |
| AVERAGE WATER            | m <sup>3</sup> /h<br>gpm |             | 32<br>139 | 30<br>131 | 20<br>88  | 14<br>61 | 7<br>31 | 5<br>23 | 4<br>18 |      |
| POOR WATER               | m <sup>3</sup> /h<br>gpm |             | 26<br>113 | 24<br>105 | 18<br>79  | 10<br>46 | 5<br>23 | 4<br>18 | 3<br>15 |      |
| VERY POOR WATER          | m <sup>3</sup> /h<br>gpm |             | 16<br>70  | 14<br>61  | 12<br>53  | 7<br>31  | 3<br>15 | 2<br>9  | 1<br>5  |      |

Other filtration grades available.

| AZUD HELIX AUTOMATIC DLP | Filtering surface                           |
|--------------------------|---|
| 2S                       | 1492 cm <sup>2</sup><br>231 in <sup>2</sup> |
| 3N                       | 1492 cm <sup>2</sup><br>231 in <sup>2</sup> |
| 4S                       | 2984 cm <sup>2</sup><br>463 in <sup>2</sup> |

■ 400 micron. (40 mesh) 
 ■ 200 micron. (75 mesh) 
 ■ 130 micron. (120 mesh) 
 ■ 100 micron. (150 mesh)

■ 50 micron. 
 ■ 20 micron. 
 ■ 10 micron. 
 ■ 5 micron.

## MATERIAL

|                   |                                      |
|-------------------|--------------------------------------|
| Housing           | Polyamide reinforced with fiberglass |
| Filtering element | PP discs                             |
| Clamp             | Stainless steel                      |
| Sealing element   | NBR                                  |

pH>4 • Maximum pressure 6 bar / 87 psi • Maximum temperature 60°C / 140 F

## SERIES

The technology of DLP filters is compatible with all AZUD standard ranges.

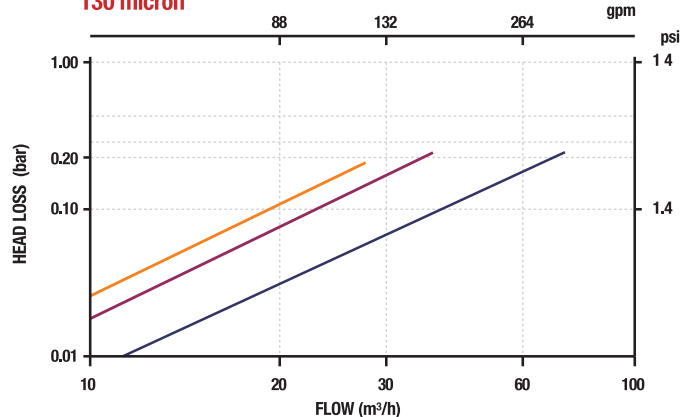


## AZUD HELIX AUTOMATIC DLP

|  | 2" SUPER // 3"    | 4"                |
|--|-------------------|-------------------|
| Minimum backflushing pressure per filter | 1.5 bar<br>21 psi | 1.5 bar<br>21 psi |
| Minimum backflushing flow per filter     | 2.5 l/s<br>39 gpm | 5 l/s<br>78 gpm   |

## AZUD HELIX AUTOMATIC DLP HEAD LOSS

130 micron



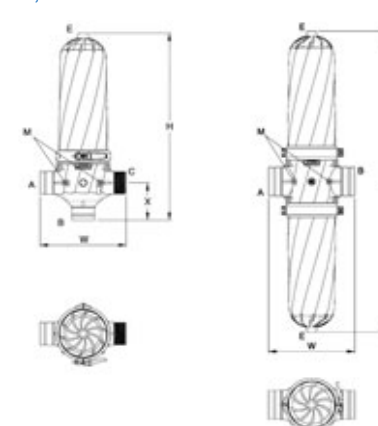
## AZUD HELIX AUTOMATIC DLP

— 2S — 3N — 4S

## AZUD HELIX AUTOMATIC DLP

2S, 3N

4S



| FILTER CONFIGURATION | Connection | Model | Connection |         |         | Dimensions |    |     |    |     |   |
|----------------------|------------|-------|------------|---------|---------|------------|----|-----|----|-----|---|
|                      |            |       | A          | B       | C       | H          | W  | X   |    |     |   |
|                      | 2"Super    | 2SR   | BSP        | BSP     | BSP     | 721        | 28 | 309 | 12 | 133 | 5 |
|                      |            | 2SA   | NPT        | NPT     | NPT     |            |    |     |    |     |   |
|                      | 3"         | 2SV   | GROOVED    | GROOVED | BSP     | 727        | 29 | 336 | 13 | 147 | 6 |
|                      |            | 2SW   | GROOVED    | GROOVED | GROOVED |            |    |     |    |     |   |
|                      | 4"Super    | 3NR   | BSP        | BSP     | BSP     | 1200       | 47 | 341 | 13 | -   | - |
|                      |            | 3NA   | NPT        | NPT     | NPT     |            |    |     |    |     |   |
|                      | 4"Super    | 3NV   | GROOVED    | GROOVED | BSP     |            |    |     |    |     |   |
|                      |            | 3NW   | GROOVED    | GROOVED | GROOVED |            |    |     |    |     |   |
|                      | 4"Super    | 4SL   | GROOVED    | GROOVED | -       | 1200       | 47 | 341 | 13 | -   | - |
|                      |            |       |            |         |         |            |    |     |    |     |   |

Connection E 3/4" BSP • Connection M 1/4" BSP